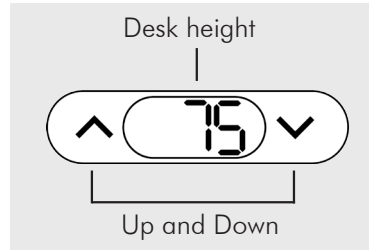


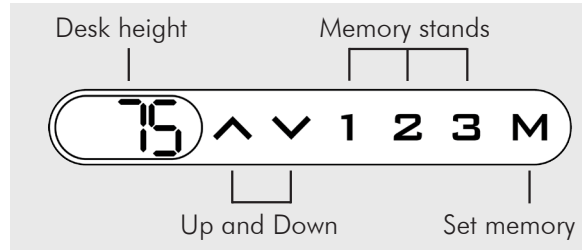


Usage

J05 - J06



J02 - J04



Usage

Press and hold the 'Up' or 'Down' button to raise or lower the desk
 Press and hold one of the memory stands to raise or lower the desk *

Notes

Remove any obstacles when changing the height
 Do not attach the desktop to a wall

Settings



How to reset?

If possible, go to lowest position
 Hold the 'Down' button for 5s
 Screen will show a blinking 'RST' message
 Hold the 'Down' button until screen shows height



Memory position setting *

Set desk to the height you want to save
 Press M, screen shows 'S-'
 Press one of the memory stand buttons to save current height to that memory stand



Locking current height *

Set desk to the height you want to lock
 Press M, screen shows 'S-', wait 5s for height to show
 Hold M for 3s, until screen shows 'LOC'

Unlocking current height

Hold M for 8s, until screen shows height

*Only applicable for J02 and J04

Advanced settings



HOT message

Motor drive overheated, let it cool off
 Don't use the desk for 20minutes



Error message E07 - E09

Hold the 'Down' button for 5s
 Screen will show a blinking 'RST' message



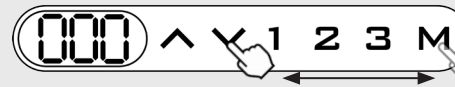
RST message

Hold the 'Down' button until screen shows height



Setting highest limit *

Set desk to height you want to limit
 Press M, screen shows 'S-'
 Hold the 'Up' button until screen flashes
 Hold M for 2s, screen shows '999'



Setting lowest limit *

Set desk to height you want to limit
 Press M, screen shows 'S-'
 Hold the 'Down' button until screen flashes
 Hold M for 2s, screen shows '000'



Clearing highest/lowest limits *

Press M, screen shows 'S-'
 Hold M for 2s, screen shows '555'

*Only applicable for J02 and J04

